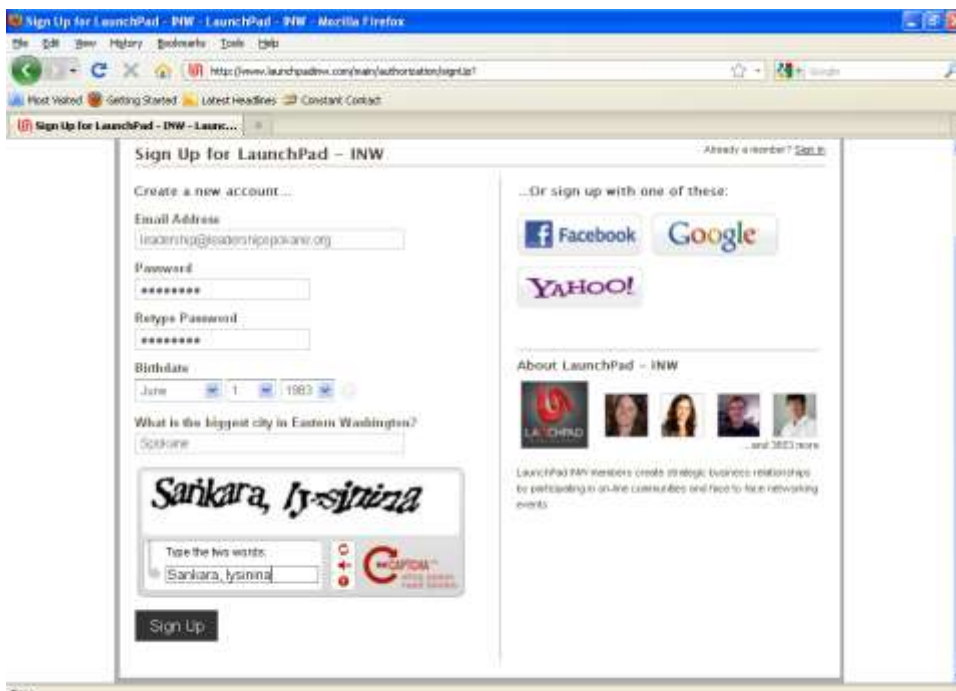


How to Join the Alumni Association on Launchpad

1. Go to <http://www.launchpadinw.com>. Click on Sign Up link on the front page.

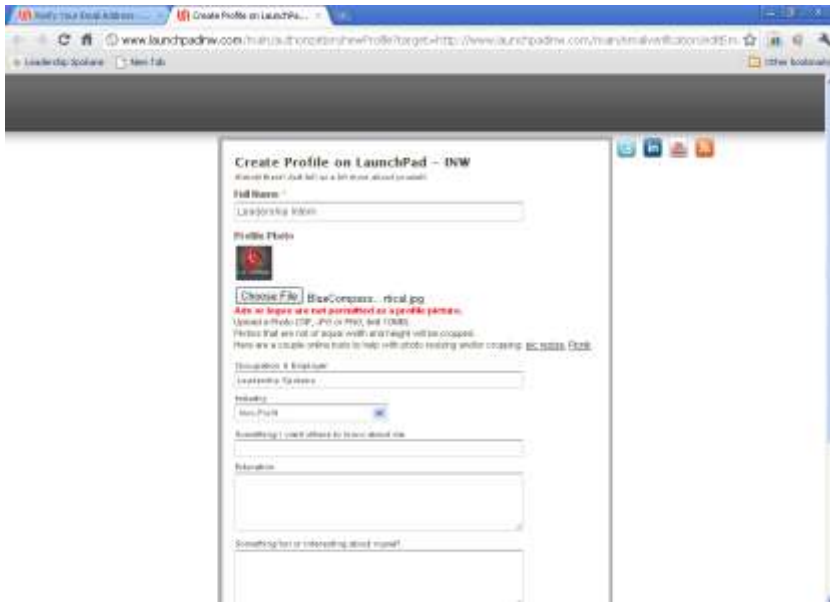


2. Fill out your information.

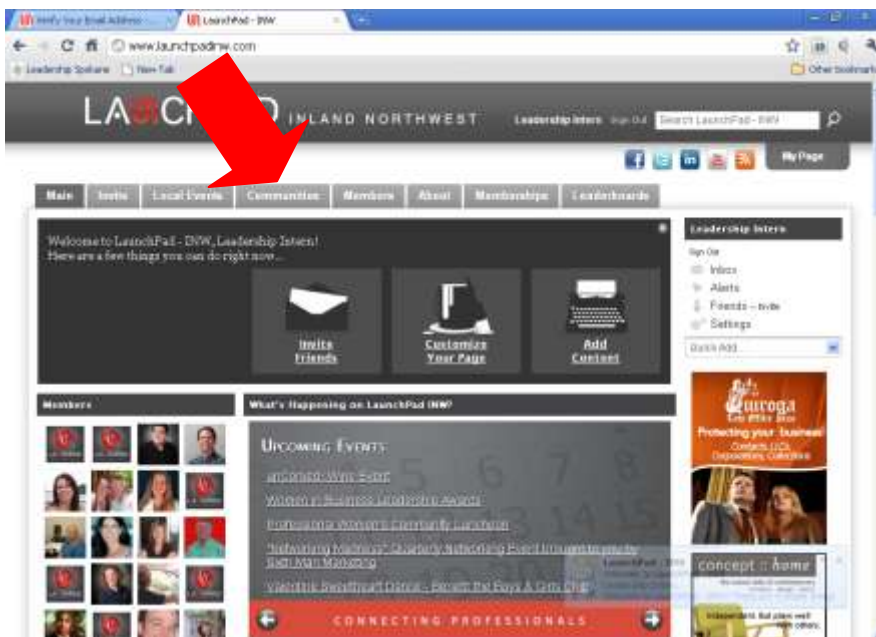


3. Check your e-mail and follow the link provided by Launchpad to verify your account.

4. Fill in your profile information on the Launchpad website.



5. You have now created your Launchpad account! Now its time to join the alumni community. Click on the "Communities" link.



6. Search for “Leadership Spokane Alumni Association”



7. Click on the link to the “Leadership Spokane Alumni Association” page as shown below.



8. Request to Join the Alumni Association community on Launchpad. We will then approve you and you will then be able to access the Alumni community on Launchpad.

This step is necessary in order to ensure that this is accessed by paid members of the Alumni Association.



9. Once you are approved you will be able to join the discussion among Alumni Association members. By joining the Alumni Association community on Launchpad, you also have complete access to the Launchpad website. Be sure and look for other communities of interest!